

&\$\$* 中期報告



•

1.	3
2.	4
3.	5
4.	6
5.	15
6.	22
7.	36
8.	37
9.	39
10.	40
11.	42

1995

1995

•

•
•
•
•
•
•
•
•
•
•
•

				8		12		8		12
0.35	2.25									
	0.25	0.18	0.15	0.13	90					
0.22	0.21	0.20	0.19		0.18			0.25		
		0.14	0.13			0.11	0.17	0.16		0.15
							0.10			



Semiconductor Manufacturing International Corporation

*

PO Box 309 GT
Ugland House
George Town
Cayman Islands

18
201203

XI

9
30 3003

<http://www.smics.com>

0981
SMI

*



				528,300,000	34.9%
712,600,000					
	26.2%	615,411 8		776,508 8	
		817	7.1%	875	
		951	1.2%	962	0.18
		5.6%	85.0%	90.6%	

				506,800,000	22.3%
620,000,000					

				92,600,000	4.1%
21,500,000					
13.0%					

				75,600,000	39.6%
105,500,000					

È 2 w





109

24,400,000

5,500,000

18,900,000

484,400,000

542,300,000

584,600,000

35.6%

274,900,000

372,700,000

639,000,000

399,000,000

132,700,000

32,500,000

25,900,000

7,400,000

20,000,000

352,200,000

347,000,000

1

T₂-0_x M' Ū j U

3

4

6

7

9

8

1

2

3

4

6

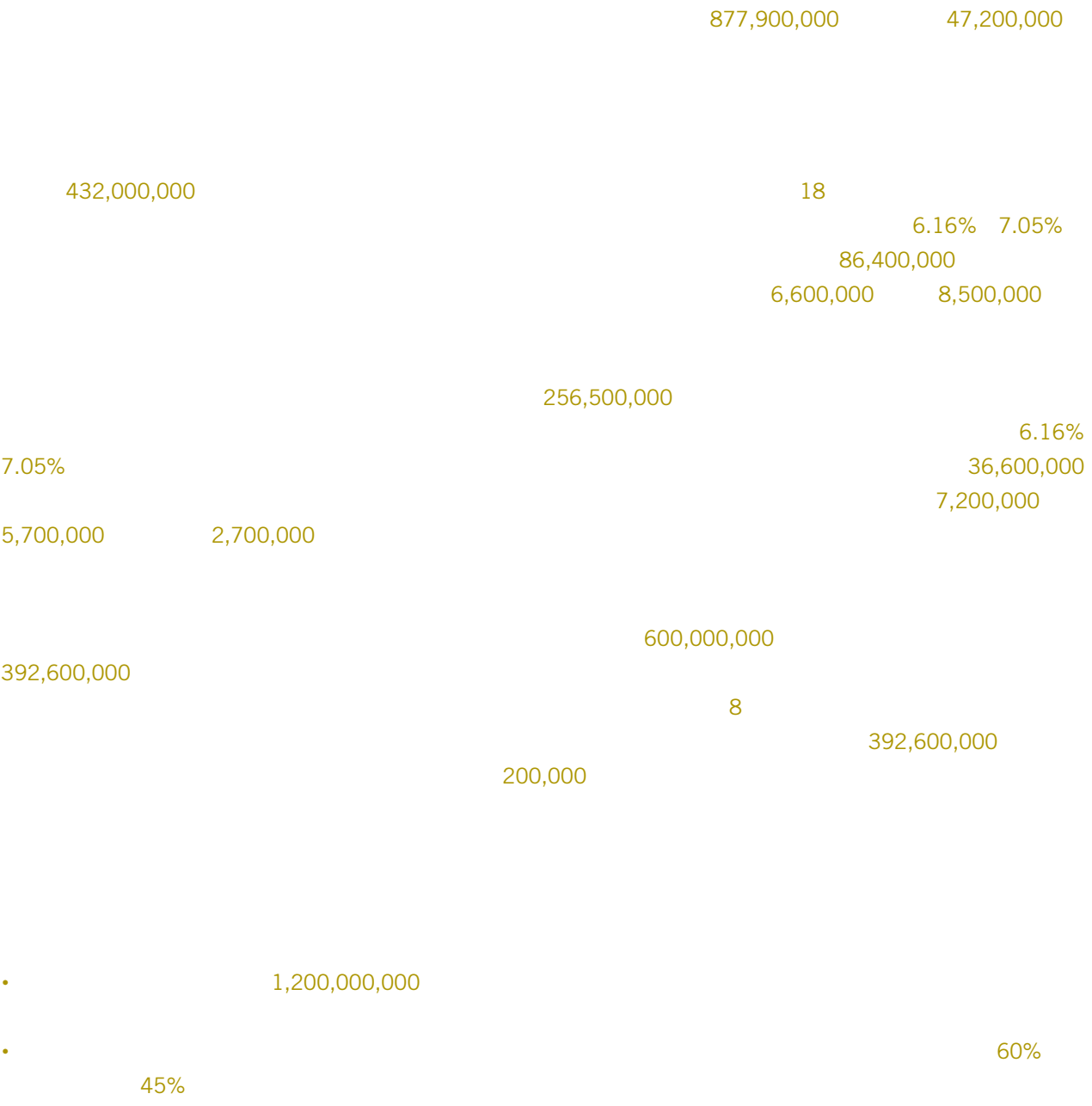
7

9

10

469,500,000

•



•

•

EBITDA

1.5

85,000,000 (ii) Atradius Dutch State Business N.V.

ABN AMRO Bank N.V. Commerz Bank (Nederland) N.V. 105,000,000 (i)

300,000,000

1

60%

40%

3.41% 6.52%

5,500,000

3,000,000

118,000,000


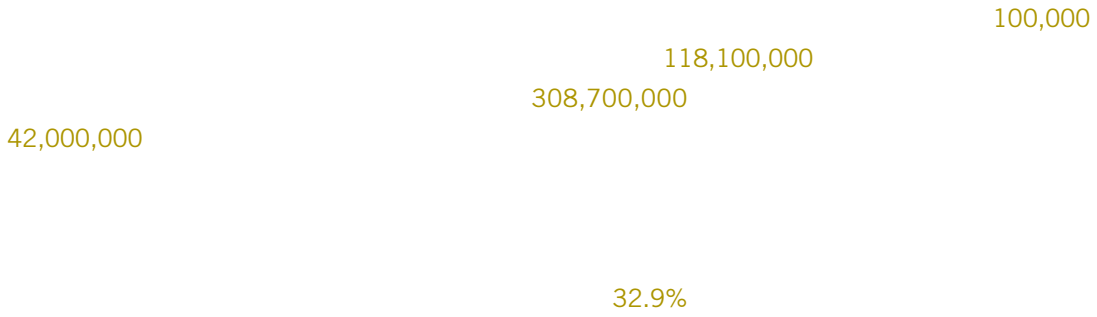
357,000,000
239,000,000

3,700,000

2,200,000

2,900,000

1,400,000





3,800,000

17

•

- 12 90 DDR2 SDRAM 90
65 12
- 8 0.35 0.18
- 12 90
- SAIFUN 90 2GB NROM Flash



www.smics.com

A.2.1





(2)

(3)

(1)
(4)

•



Ltd. Integrated Silicon Solution, Inc.

SINA Corporation Flextronics International
303A.07(a)

•

•

•

•

•

•

•

•

•

•

•

(iii)

(i)
(iv)

(ii)

(i)

(ii)

•



•

•

•

•

•



PCAOB

404

Manual 303A

New York Stock Exchange Listed Company
303A

<http://www.smics.com/website/enVersion/IR/corporategovernance.htm>

1.

2.

42,354,965

1,301,500

18,342,734,332

25% 70%

10%

20%



118,190,824
18,536,451
122,418,740
5,810,000



290,000
22,969,699
500,000
14,417,620
250,000
12,500

10,328,750
25,000
200,000
250,000
175,000
20,000
50,000
22,214,199
520,000
14,417,620
250,000
12,500



	10,416,250
	25,000
	200,000
	250,000
	175,000
	40,000
	100,000
	22,214,199
	540,000
	14,417,620
	250,000
	12,500
	10,416,250
	25,000
	200,000
	250,000
	175,000
	140,000
	350,000
	427,774
	640,000
	14,417,620
	250,000
	12,500
	10,143,750
	25,000
	200,000
	250,000
	175,000
	87,500

3.

	571		336
	5%		
	1,814,991,340	(1)	9.89%
	28,075,460	(2)	0.15%
	20,200,000	(3)	0.11%
	17,060,000	(4)	0.09%
	145,776,012	(5)	0.79%
	2,026,102,812		11.03%
Credit Suisse Group ⁽⁶⁾	37,025,000	(7)	0.20%
	771,998,030	(8)	4.21%
	895,774,000	(9)	4.88%
	59,961,500	(10)	0.33%
	2,044,000	(11)	0.01%
	371,000	(12)	0.00%
	35,780,400	(7)	0.19%
	79,172,000	(8)	0.43%
	2,712,917,000	(9)	14.79%
	46,920,000	(10)	0.26%
	1,810,000	(11)	0.01%
	1,767,173,530		9.63%
	2,876,599,400		15.68%

(1)

S. I. Technology Production Holdings Limited (SITPHL)
SIIC Capital (B.V.I.) Limited

Shanghai Investment Holdings Limited (SIICIM Development Limited)

Shanghai

Investments Holdings Limited, Shanghai Industrial Investment Treasury Company Limited

SITPH

1,814,991,340

0

- (4) SIIC Finance Co. Ltd. SIIC Asset Management Co. Ltd. SF Finance (BVI) Co. Ltd. SF Finance (BVI) Co. Ltd. Shanghai Industrial Financial (Holdings) Co. Ltd. Shanghai Industrial Financial (Holdings) Co. Ltd. Shanghai Industrial Financial Holdings Ltd.
- (5) SIIC Treasury (B.V.I.) Limited
- (6) Credit Suisse Form 2
- (7) Credit Suisse Securities (USA) LLC Credit Suisse (USA), Inc. Credit Suisse Holdings (USA) Inc. Credit Suisse Holdings (USA) Inc. 57% Credit Suisse 43%
Credit Suisse Group Credit Suisse Credit Suisse Group
- (8) Credit Suisse International 24% 56% 20% Credit Suisse (International) Holding AG Credit Suisse Credit Suisse Group Credit Suisse (International) Holding AG Credit Suisse Credit Suisse Group
- (9) Credit Suisse (Hong Kong) Limited 13.76% Credit Suisse First Boston International (Guernsey) Limited 86.24% Credit Suisse (International) Holding AG Credit Suisse First Boston International (Guernsey) Limited Credit Suisse (International) Holding AG Credit Suisse (International) Holding AG Credit Suisse Credit Suisse Group
- (10) Credit Suisse Securities (Europe) Limited Credit Suisse Investment Holdings (UK) 98.07% Credit Suisse Investments (UK) 1.93% Credit Suisse First Boston Management AG Credit Suisse Investments (UK) Credit Suisse First Boston Management AG Credit Suisse (International) Holding AG Credit Suisse (International) Holding AG Credit Suisse Credit Suisse Group
- (11) Credit Suisse Credit Suisse Group
- (12) Credit Suisse, New York Branch Credit Suisse Credit Suisse Group

4.

XV

7 8

352

(1)	35,579,550
(2)	17,100,000
(3)	20,000,000
	9,790,000
	11,200,000
	93,669,550

*

	(4)	15,300,010	
	(5)	500,000	
		15,800,010	*
	(5)	500,000	*
	(5)	500,000	
	(6)	1,500,000	
		2,000,000	*
	(5)	500,000	*
	(5)	500,000	*
	(5)	500,000	*
		1,350,000	*

*	1%		
(1)		Scarlett K. Chang	10,000,000
		The Richard and Scarlett Chang Family Foundation	The Richard and Scarlett Chang Family Foundation
	501(c)(3)	Scarlett K. Chang	2,639,550
(2)		15,100,000	2,000,000 25%
(3)		Jade Capital Company, LLC LLC	Scarlett K. Chang
	501(c)(3)		
(4)		AP3 Co-Investment Partners, LDC	15,300,010
(5)		500,000	
(6)		1,500,000	

*

500,000	\$0.05	500,000		500,000	\$0.07
1,000,000	\$0.10	1,000,000		1,000,000	\$0.33
50,000	\$0.05	50,000		50,000	\$0.03
20,000	\$0.05	20,000	20,000		\$0.14
4,100,000	\$0.10	100,000		100,000	\$0.14
1,350,000	\$0.02	1,350,000		1,350,000	\$0.05
1,500,000	\$0.05	1,500,000	50,000	1,450,000	\$0.14
10,700,000	\$0.10	2,450,000	295,000	2,155,000	\$0.14
900,000	\$0.25	900,000		900,000	\$0.33
4,600,000	\$0.10	2,500,000		2,500,000	\$0.35
12,300,000	\$0.25	7,380,000		7,380,000	\$0.35
89,385,000	\$0.01	7,084,000	560,000	6,598,500	\$0.03
2,216,000	\$0.01	330,000	2,000	328,000	\$0.03
575,000	\$0.01	35,000		35,000	\$0.03
60,000	\$0.01	42,000		42,000	\$0.03
1,597,000	\$0.01	25,000		25,000	\$0.03
95,000	\$0.01	35,000		35,000	\$0.03
80,000	\$0.01	40,000		40,000	\$0.03
745,000	\$0.01	69,000		69,000	\$0.03
1,045,000	\$0.01	570,000	94,000	476,000	\$0.03
2,220,000	\$0.01	128,000	40,000	88,000	\$0.03
20,000	\$0.01	14,000	14,000		\$0.03
50,000	\$0.01	50,000		50,000	\$0.03
140,000	\$0.01	100,000		100,000	\$0.03

*

59,699,900	\$0.05	36,063,000	3,134,942	666,058	32,262,000	\$0.17
49,535,400	\$0.10	30,874,460	1,747,500	534,750	28,692,210	\$0.29
130,901,110	\$0.10	95,612,366	3,949,662	4,375,243	87,287,461	\$0.33
12,885,000	\$0.10	9,554,000	175,000	250,000	9,129,000	\$0.33
14,948,600	\$0.10	5,724,100	121,900	116,800	5,485,400	\$0.33
76,954,880	\$0.25	60,674,235	5,363,080		55,311,155	\$0.33
462,000	\$0.11	202,000			202,000	\$0.14
50,000	\$0.11	50,000			50,000	\$0.15
254,098,700	\$0.11	25,865,800	10,000	904,600	24,951,200	\$0.11
50,000	\$0.11	50,000			50,000	\$0.11
780,000	\$0.35	617,500	40,000		577,500	\$0.11
58,357,500	\$0.11	8,523,190	54,190	70,000	7,905,050	\$0.12
51,384,000	\$0.11	6,294,800	50,000	618,000	5,626,800	\$0.13
63,332,000	\$0.11	15,723,500	117,000	1,514,000	14,092,500	\$0.14
4,530,000	\$0.11	805,000			805,000	\$0.14
73,804,800	\$0.11	17,995,090	764,270	387,900	16,842,920	\$0.15
12,686,000	\$0.11	2,157,000	14,000	6,000	2,137,000	\$0.17



+

•

5.

2

6.

17

•

7.

8.

3.24

3.24

1.

3.24

2.

•

9.



18,301,680,867	7,321	32	3,291,408		139	(24,882)	(247,919)	3,026,099	
42,354,965	17		1,639					1,656	
(1,301,500)	(1)		(35)					(36)	
			(24,882)			24,882			
			12,171					12,171	
			(5,154)					(5,154)	
							(6,501)	(6,501)	(6,501)
					52			52	52
					(28)			(28)	(28)
18,342,734,332	7,337	32	3,275,147		163		(254,420)	3,028,259	(6,477)
18,232,179,139	7,293	32	3,289,725	(391)	388	(51,178)	(136,385)	3,109,484	
			(33)					(33)	
18,683,466	8		1,046					1,054	
(4,247,500)	(2)		(74)					(76)	
				103				103	
			(732)			14,071		13,339	
							(70,440)	(70,440)	(70,440)
					(382)			(382)	(382)
					142			142	142
					(80)			(80)	(80)
18,246,615,105	7,299	32	3,289,932	(288)	68	(37,107)	(206,825)	3,053,111	(70,760)

1.

APB 28

16

28

2.

(a)

Staff Account Bulletin 107

(b)

3.

48

109

48

155

133

140

155

155

47

143

47

47

47

47

4.

5.

	(APB 25)	SFAS 123	SFAS 148 ²⁵	
			123(R)	SFAS123(R)
	SFAS123(R)	SFAS123(R)		(i)
	(ii)		SFAS123(R)	SFAS123(R)
	SFAS123(R) 0.0003	SFAS123(R)	0.0003	5,200,000
	13,339,000			12,171,000

5.

SFAS 123

	(70,440)
	13,339
	(18,580)
	(75,681)
	(75,681)
	(0.00)
	(0.00)
	(0.00)
	(0.00)

(1)		4.85%	3.75%
(2)		4	4
(3)		35.16%	21.00%
		0%	0%

(1)

(2)

(3)

5.

1,317,000,000				
	473,253,517			843,246,483
998,675,840	536,566,500	A		A
			556,566,710	
	352,105,510			
<hr/>				
			1,045,963,402	0.13
			85,072,560	0.15
			(42,228,815)	0.04
			(58,986,920)	0.17
<hr/>				
			1,029,820,227	0.14
<hr/>				
<hr/>				
				0.05
<hr/>				
2,414,000				

5.

0.01	62,511,700	5.32	\$0.01	58,347,200	\$0.01
0.02	56,964,350	5.88	\$0.02	54,185,350	\$0.02
0.05	164,010,464	6.60	\$0.05	49,315,938	\$0.05
0.10-0.15	443,864,218	8.25	\$0.13	100,719,886	\$0.11
0.20-0.28	264,976,845	8.36	\$0.22	84,270,451	\$0.22
0.31-0.35	37,492,650	7.68	\$0.35	37,492,650	\$0.35
	1,029,820,227			384,331,475	

51,298,000 18,411,000
11,010,000

1,770,000 242,000

(1)					5.19%
(2)					10
(1)					33.10%
(2)					0%

2.5% 455,409,330

5.

		189,739,191	0.14
		5,810,000	0.15
		(346,000)	0.20
		(16,178,676)	0.12
		179,024,515	0.14
873,000		5,810,000	
		2,658,000	

41,286,000

1.27

6.

		220,458	192,303
30		26,670	38,018
31 60		5,983	2,528
60		4,137	8,485
		257,248	241,334

14.

(b)

42,000,000

(c)

3 10

2,630,000

3,505,000

637,000

345,000

(d)

2,991,000

963,000

(e)

347

265

60

60

60

2,704

3,496

218,000

84,000

15.

	(11,655)	(70,440)
	5,154	
	(6,501)	(70,440)
	18,362,887,414	18,237,534,971
	(27,479,926)	(182,124,908)
	18,335,407,488	18,055,410,063
	(0.00)	(0.00)
	(0.00)	
	(0.00)	(0.00)
	417,113,526	312,799,480

16.

17.

SMIC - Shanghai
N .18 Zhāngjiāng Rād
P dāng Nèi Àea, Shānghai 201203
The People's Republic of China
Tel : +86 (21) 5080 2000
Fax : +86 (21) 5080 2868

SMIC - Beijing
N .18 Wèichāng Àeē
Economic-Technology Development Area
Beijing 100176
The People's Republic of China

SMIC - Tianji
15 Xiqiāng Àeē
Xiqiāng Economic Development Area
Tianji 300381
The People's Republic of China

SMIC - Chengde
8 Kèjì Rād
Weidajic High-Tech Zone
Chengde, Sichuan 610731
The People's Republic of China

SMIC - Hong Kong
9 S Lē 3003, 30th F
N .9 Qeē , Rād Cē
Hong Kong

SMIC - Japan
5F, Aiai Biding 1-23-13
Ebi, Shibuya-
T, 150-0013
Japan

SMIC - America
4378 Eejie Street
Fresno, CA 94538
U.S.A.

SMIC - Europe
Via Achille 31
20041 Agnola
Italy



) 5080 2000
) 5080 2868
r.smics.com